

Just plug it  
into an outlet!

For measures against fire caused by tracking phenomenon.

# SUPER GRAY

In dusty or damp locations!



Ingredient: FK5-1-12

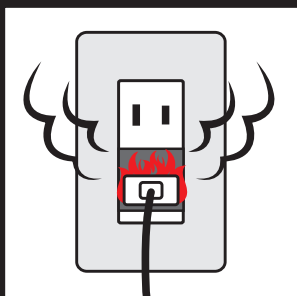


## What is the tracking phenomenon?

A phenomenon in which dust containing moisture accumulates in the gap between an outlet and a plug causing an electric leakage fire.

※Only fires that occur outside the outlet body due to the tracking phenomenon are covered by PL insurance. All fires from inside the main unit are excluded.

## Effective Mechanism for Initial Extinguishing of Outlet Fires




Fire breakout



Automatic spraying of  
extinguishing agent with  
heat of 105°C.



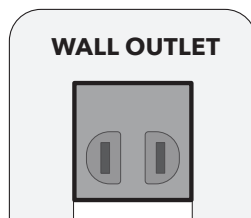
Suppresses combustion.



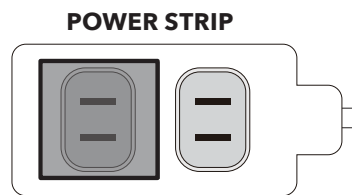
Fire extinguishing

## HOW TO USE

- 1 Stick the sticker directly so as to block the hole of the outlet.




Stick above the center  
of the outlet hole.



Align it with the center  
of the outlet hole and stick it.

- 2 Insert the outlet plug from above the sticker.



**NOTE** Wipe off dust and dirt from the outlet before sticking. Wiping with wet cloth paper alcohol etc. is dangerous.

Glanz Techno Works Corp.

Phone +81-3-4500-1308

1-30-2 Higashiizumi, Komae-shi,  
Tokyo 201-0014, Japan

WEB: <http://www.gt-works.jp>